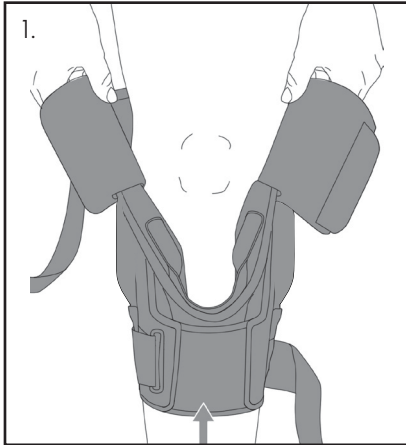


GK Origin

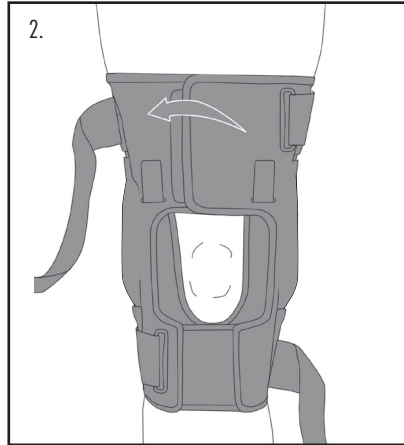
Warnings and Instructions: Review carefully, proper application is required

⚠ Warning: This device will not prevent or eliminate risk of injury. Do Not Overtighten. If swelling, pain, skin irritation, or an unusual reaction occurs, discontinue use immediately and consult your medical professional. This device should not be worn by persons with known allergies to neoprene.

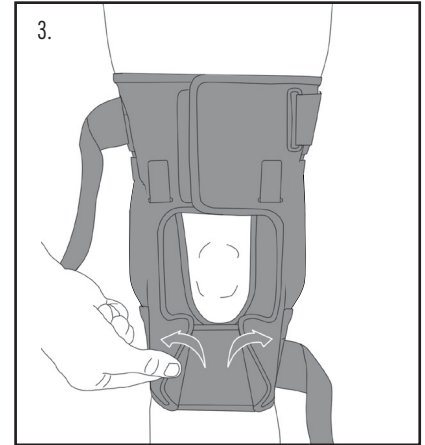
Care: Hand wash using mild soap. Rinse thoroughly. Air dry only. Do not tumble dry.



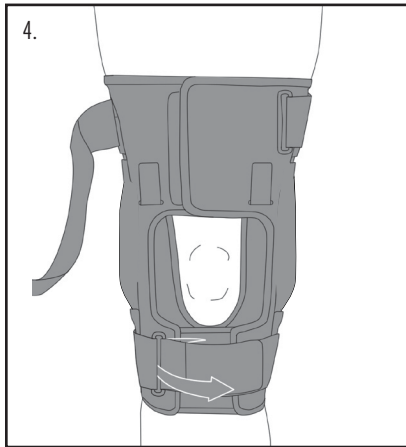
1. Loosen all straps including the inside flap, and slide brace on leg.



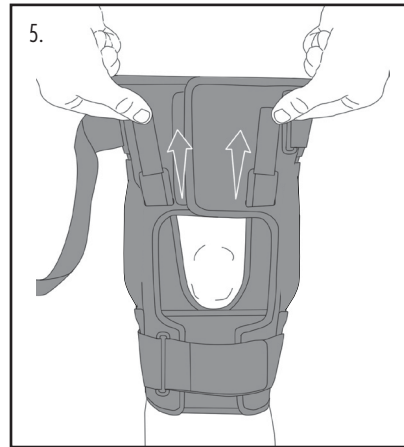
2. With leg fully extended center brace on knee. Pull and fasten upper flap. Inside buttress flap should be located just below the patella.



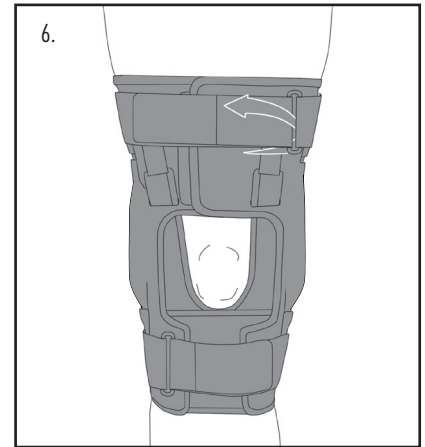
3. To adjust the calf cuff pull both flaps to disconnect the Velcro. Pull to the desired tension and reattach to the buttress flap centered on the leg.



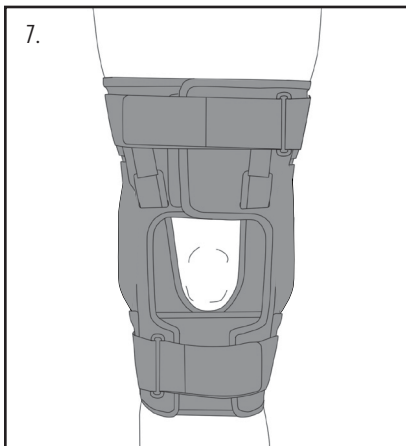
4. Pull lower strap through loop lock and fasten.



5. Pull and fasten inside buttress flap tabs as needed or instructed by your care provider.



6. Pull upper strap through loop lock and fasten.



7. Completed application.



Scan for application video